

CLIMATE PRODUCT DECLARATION

IN ACCORDANCE WITH EN 15804+A2 & ISO 14025

Wienerberger Oy Ab
GROUP B1



Building information Ltd Climate Product Declaration

Declaration Number: RTS_384.34_25

Issue date: 6.6.2025

Valid to: 6.6.2030

RAKENUSTIETO
Ilmastaseloste

 **wienerberger**



GENERAL INFORMATION

MANUFACTURER INFORMATION

| | |
|------------------------|---|
| Manufacturer | Wienerberger Oy Ab |
| Address | Kumpulantie 15, 00520 Helsinki |
| Contact details | office@wienerberger.fi |
| Website | https://www.wienerberger.fi |

PRODUCT IDENTIFICATION

| | |
|-------------------------------|---|
| Product group | Clay bricks, Group B1 |
| Product name | <p>Products included within the product group:</p> <ul style="list-style-type: none">• Kuura Retro• Pellava Retro• Grafiitinmusta Retro• Terva Retro• Graniitti Makasiini• Graniitinkirjava Makasiini• Tervankirjava Makasiini• Hiilenkirjava Makasiini• Utu Vuolu• Sumu Vuolu• Kajo Vuolu• Viima Vuolu• Kuura sileä• Graniitinkirjava Kare• Tervankirjava Kare• Pellava Kare• Kaakao |
| Representative product | <p>This product group's climate product declaration has been developed following the principle of conservatism, where the chosen reference product Terva Retro has the highest GWP total (A1-3) value. Products with the lowest total GWP value within this product group are 15% lower than the reference product.</p> |

| | |
|-----------------------------------|----------------|
| Additional label(s) | |
| Product number / reference | Appendix 2 |
| Place(s) of production | Koria, Finland |


The manufacturer has the sole ownership, liability, and responsibility for the EPD and climate product declaration. EPDs and climate product declaration within the same product category but registered in different EPD programs may not be comparable. For two EPDs or climate product declarations to be comparable, they must be based on the same PCR (including the same version number) or be based on fully-aligned PCRs or versions of PCRs; cover products with identical functions, technical performances and use (e.g. identical declared/functional units); have equivalent system boundaries and descriptions of data; apply equivalent data quality requirements, methods of data collection, and allocation methods; apply identical cut-off rules and impact assessment methods (including the same version of characterization factors); have equivalent content declarations; and be valid at the time of comparison. The estimated impact results are only relative statements, which do not indicate the endpoints of the impact categories, exceeding threshold values, safety margins and/or risks. EN15804 impact assessment indicators are based on EF 3.1.

DECLARATION INFORMATION

| | |
|------------------------------------|--|
| Program operator, publisher | Rakennustieto, Malminkatu 16 A, 00100 Helsinki, Finland https://ymparisto.rakennustieto.fi/ |
| Standards | The declaration has been prepared in accordance with EN 15804:2019 and ISO 14025 standards. |
| Product category rules | The CEN standard EN 15804 serves as the core PCR. Rakennustiedon ilmastaseloste-PCR 2025 |
| Component EPD number | RTS_384.0_25 |
| Declaration verifier | Anni Viitala, Granlund |
| Declaration number | RTS_384.34_25 |
| Declaration publishing date | 6.6.2025 |
| Declaration valid until | 6.6.2030 |




Jukka Seppänen
RTS EPD Committee Secretary



Laura Apilo
Managing Director

VERIFICATION STATEMENT

| | |
|--|-----------------------------------|
| Verified according to the requirements of EN 15804+A2 (product category rules) | |
| Independent verification of the declaration, according to EN ISO 14025:2010 | |
| <input checked="" type="checkbox"/> External | <input type="checkbox"/> Internal |
| Third party verifier: | |
|  | |
| Anni Viitala, Granlund | |

PRODUCT INFORMATION

PRODUCT DESCRIPTION

The main raw materials for brick products are clay, sand and water. Finnish clay contains iron compounds, which is reflected in the brick as a red hue after firing. Kaolin clay and lime are used in the production of the lightest bricks. In addition, mineral-based additives and engobes can be used in the brick mass, which affect the color tone of the brick.

The solid and perforated bricks as well as brick slips are produced by extruding method. Brick products are fired at over 1000 °C. The firing process can be fueled with either natural gas or biogas in the Korja brick factory. Bricks produced with biogas are available for purchase on request, but they are not within the scope.

The appendix 1 includes the environmental impact data for the reference product produced with biogas. Appendix 2 includes details of the products included within the product group.

PRODUCT APPLICATION

Extruded bricks and brick slips are mainly used in façade solutions. Certain brick sizes can also be used in chimneys and fireplaces.

RAW MATERIAL COMPOSITION

| Component | Contents | Declared unit | Origin | Renewable material content (%) | Non-renewable material content (%) | Post-consumer recycled material content (%) |
|------------------------------|---|---------------|---------|--------------------------------|------------------------------------|---|
| Clay | 100 % Clay | 1 kg | FI / UK | 0 % | 100 % | 0 % |
| Sand | 100 % Sand | 1 kg | FI | 0 % | 100 % | 0 % |
| Lime | 100 % Calcium carbonate | 1 kg | FI | 0 % | 100 % | 0 % |
| Sawdust | 100 % Wood | 1 kg | FI | 100 % | 0 % | 0 % |
| Pigments | 61 % Manganese Dioxide 39 % Chromite | 1 kg | FI | 0 % | 100 % | 0 % |
| Crushed brick | 70 % Clay 24 % Sand 4 % Lime 1 % Sawdust 1 % Pigments | 1 kg | FI | 0 % | 100 % | 0 % |
| Natural gas | 100 % Natural gas | 1 kWh | EU | 0 % | 100 % | 0 % |
| Wienerberger's manufacturing | | 1 kg | | | | |

PRODUCT GROUP COMPONENT COMPOSITION

Product group and reference product-specific component quantities are presented in the table below.

| Component | Product group value range | Reference product: Terva Retro |
|------------------------------|---------------------------|--------------------------------|
| Clay | 0,49-0,80 kg | 0,76 kg |
| Sand | 0,12-0,34 kg | 0,12 kg |
| Lime | 0-0,04 kg | 0,0 kg |
| Sawdust | 0,02-0,06 kg | 0,02 kg |
| Pigments | 0-0,03 kg | 0,03 kg |
| Crushed brick | 0-0,09 kg | 0,08 kg |
| Biogas | 0,5-0,55 kWh/kg | 0,55 kWh/kg |
| Wienerberger's manufacturing | 1,0 kg | 1,0 kg |

DECLARATION OF MATERIAL CLASSES

| Material classes | by mass per Declared Unit |
|--|---------------------------|
| Concrete, masonry, tiles, ceramic tiles, natural stone | 1 kg |
| Wood and other bio-based materials | 0 |
| Glass materials | 0 |
| Plastics and rubber materials | 0 |
| Bitumen materials and bitumen mixtures | 0 |
| Metals | 0 |
| Thermal insulation materials | 0 |
| Gypsum-based materials | 0 |
| Building integrated appliances | 0 |
| Other materials | 0 |

PACKAGING MATERIAL COMPOSITION

Main packaging materials of products per declared unit are presented in the table below.

| Product | Quantity | Weight % of total |
|--------------|-----------|-------------------|
| Wood pallets | 0,0008 kg | 42 % |
| Shrink hood | 0,0012 kg | 58 % |
| Total | 0,0020 kg | |

PRODUCT STANDARDS

All Wienerberger Koria plant bricks have a CE certificate and cover the standard SFS-EN 771-1+A1 requirements.

SUBSTANCES, REACH - VERY HIGH CONCERN

The product does not contain any REACH SVHC substances in amounts greater than 0,1 % (1000 ppm).

LIFE-CYCLE ASSESSMENT

LIFE-CYCLE ASSESSMENT INFORMATION

| | |
|-----------------|--------------|
| Period for data | 1 year, 2023 |
|-----------------|--------------|

DECLARED AND FUNCTIONAL UNIT

| | |
|------------------------|------|
| Declared unit | 1 kg |
| Mass per declared unit | 1 kg |
| Functional unit | - |
| Reference service life | - |

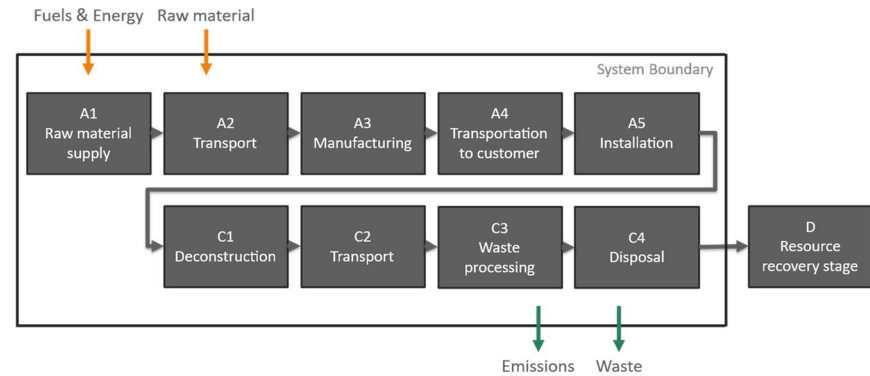
SYSTEM BOUNDARY

The studied system boundary was cradle to gate with options, modules C1–C4 and module D (A1–A3, A4, A5, C1-C4 and D).

| Stage | Product Stage | | | Construction Process Stage | | Use Stage | | | | | | | End-of-Life Stage | | | | Benefits and loads beyond the system boundary | | |
|-----------|---------------------|-----------|---------------|----------------------------|--------------------------|------------------|-------------|--------|-------------|---------------|------------------------|-----------------------|---------------------------|-----------|------------------|----------|---|----------|-----------|
| | Raw material supply | Transport | Manufacturing | Transport to building | Installation to building | Use/applications | Maintenance | Repair | Replacement | Refurbishment | Operational energy use | Operational water use | Deconstruction/demolition | Transport | Waste processing | Disposal | Reuse | Recovery | Recycling |
| Stage | A1 | A2 | A3 | A4 | A5 | B1 | B2 | B3 | B4 | B5 | B6 | B7 | C1 | C2 | C3 | C4 | D | D | D |
| Included | X | X | X | X | X | | | | | | | | X | X | X | X | X | X | X |
| Relevancy | R | R | R | R | R | NR | NR | NR | NR | NR | NR | NR | R | R | R | R | R | R | R |

Mandatory
 Mandatory as per the RTS PCR section 6.2.1 rules and terms
 Optional modules based on scenarios

Studied system covers the following steps of life cycle according to EN 15804: **A1** Raw material supply, **A2** Transport, **A3** Manufacturing, **A4** Transportation to customer, **A5** Installation, **C1** Deconstruction, **C2** Transportation of end-of-life, **C3** Waste processing and **C4** Disposal. In addition, the benefits and loads beyond the system boundary of stage **D** consist of product reuse, recovery and recycling. System boundary describing the system boundary and the input and output flows is shown below:



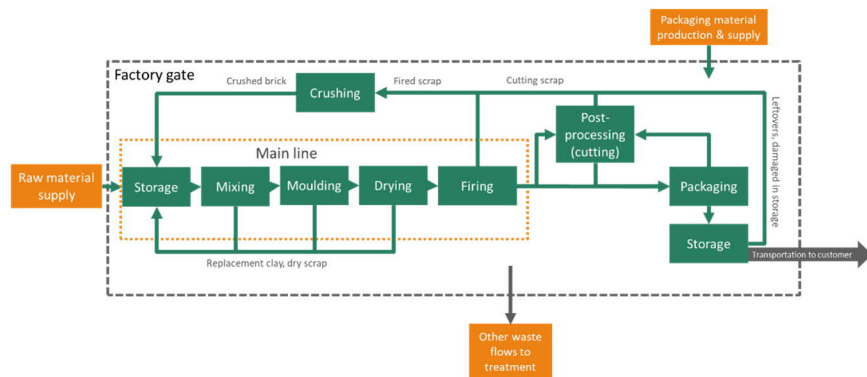
LCA System Boundary of studied products

The study does not omit any life cycle stages, processes or data needs that are mandatory according to EN 15804 and RTS PCR.

The end of waste (EoW) point of the production scraps is the point where it is processed to be ready to use in following life cycles. For example, for incinerated waste streams, it is the incineration of the materials, which results as energy that is then available for consumption in the following life cycle. For paper waste, it is ready to be used as secondary raw material after sorting. EoW point of the packaging materials collected for processing in A5 module is the point when materials are collected and handled in the sorting plant. EoW point of the studied product is the step when bricks are recycled and available to following life cycles as waste brick or collected for final disposal.

THE PRODUCTION PROCESS OF THE STUDIED PRODUCT

Production stage (A3) of Wienerberger’s production site covers the following manufacturing processes; raw material supply, processing and packaging the final product. After that, products are transported to the customer. The production processes of the studied product are presented in the following figure. Component “Crushed brick” represents the internally recycled production waste.



Wienerberger’s production processes

CUT-OFF CRITERIA

This study follows the cut-off criteria stated in RTS PCR and EN 15804 -standard. This study does not exclude any modules or processes which represent more than 1 % of the emissions of the studied life cycle stage. The study does not exclude any hazardous materials or substances.

Excluded processes and the criteria for exclusion are given in the following table. Machines and facilities (capital goods) required for and during production are excluded, as is transportation of employees.

| Process excluded from study | Cut-off criteria | Quantified contribution from process |
|-----------------------------|------------------------------------|--------------------------------------|
| B1-B7 Use stage | Not relevant for the product group | - |

ALLOCATION

Allocation rules used are made according to ISO14044:2006. Allocation is avoided when possible and when necessary, allocation is made based on physical shares and also avoiding double calculations. Allocation is required if the production process produces more than one product and the flows of materials, energy and waste cannot be separately measured for the studied product. Allocation used in generic data sources follow the requirements of the EN 15804 -standard. It should be noticed that the allocation method 'Allocation, cut-off, EN15804' has been used for EcolInvent 3.10.1 data, which complies with EN 15804.

Avoiding allocation could not be avoided for following inputs as the information was only measured on factory process level.

Electricity consumption, fuels for processing: only measured on factory level.

Production waste flows: only measured on factory level.

Production water consumption: only measured on factory level

Packaging materials: only measured on factory level.

According to EN 15804, flows leaving the system at the end-of-waste boundary of the product stage (A1-A3) are allocated as co-products. According to EN 15804, processes that has a very low contribution to the overall revenue may be neglected in co-product allocation.

KEY ASSUMPTIONS

The scenarios included are currently in use and are representative for one of the most likely scenario alternatives.

End of life scenario: EAA's 2020 end-of-life data was utilized. The mineral waste from construction and demolition -waste category was assumed to be the most compatible for the product. According to EAA 2020, end-of-life data for mineral waste from construction and demolition, 88.4% of the mineral waste is recycled (including backfilling) and the remaining 11.6% goes to final disposal (including energy recovery). (EAA 2020.)

The scenarios included are currently in use and are representative for one of the most likely scenario alternatives. Material flows at the end of life were assumed to be following:

C1 Deconstruction/demolition: During the demolition phase C1, the entire final product is dismantled, using the mass of the final product as the input data. The energy use (diesel usage) in the demolition stage is 1,30 kWh/t (Erlandsson, M. & Pettersson, D., 2015.)

C2 Transportation: Transportation distance 75 km road driving by lorry. (SYKE 2021.)

C3-C4 Waste treatment and final disposal: For clay bricks, EAA mineral waste from construction and demolition in 2020 end-of-life data is utilized, with 88.4% of the mineral waste being recycled (including backfilling) and the remaining 11.6% going to final disposal (including energy recovery). (EAA 2020.)

Module D covers the net benefits and loads arising from the reuse of products or the recycling or recovery of energy from end-of-waste state materials. Waste brick can be used in backfilling or in other different filling applications.

DATA QUALITY

The quality requirements for the life cycle assessment were set according to the EN ISO 14044 standard (4.2.3.6) and EN 15804 standard (6.3.7).

This LCA study follows the standard EN 15804:2012+A2:2019 and RTS PCR and no decisions are made based on the values. The study does not consider long-term emissions (i.e. over 100 years). Impact assessment characterization factors are aligned with EF 3.1. The estimated impact results are only relative statements, which do not indicate the endpoints of the impact categories, exceeding threshold values, safety margins and/or risks.

The calculations were conducted using One Click LCA -tool which is a cloud-based LCA software in compliance with EN 15804 -standard.

PROCEDURED FOR COLLECTION PROCESS SPECIFIC DATA

Production specific data was collected directly from the manufacturer's production plant. The data represents the production of the studied product at the plant from the materials transported to the facility and represents 1 year average. The data represents the year 2023, which was the latest year with full year data. All gathered data was used without excluding categories in advance following the system boundaries set in earlier chapters.

CRITERIA FOR CHOOSING THE GENERIC DATA

Generic data that was used for upstream and downstream processes represents complementary data from EcolInvent 3.10.1 database.

The datasets were chosen to represent the studied system as closely as possible. When available supplier specific information was used for instance in form of EN 15804 EPDs or emissions profile of local energy supplier. When supplier-specific information was not available the information sources were chosen based on their technical and geographical representativeness. Only when country specific or European data has not been available has global level data been used (concerns mainly data from EcolInvent 3.10.1.)

As up-to-date data as possible was chosen and no more than five years old for producer specific data and ten years for generic data was used.

ENVIRONMENTAL IMPACT DATA

GROUP B1

CORE ENVIRONMENTAL IMPACT INDICATORS – EN 15804+A2, PEF

| Impact category | Unit | A1-A3 | A4 | A5 | C1 | C2 | C3 | C4 | D |
|-----------------------|----------------------|-----------|----------|----------|----------|----------|----------|----------|-----------|
| GWP – total | kg CO ₂ e | 2.36E-01 | 1.42E-02 | 1.44E-03 | 4.69E-04 | 8.08E-03 | 3.18E-03 | 2.50E-03 | -1.64E-02 |
| GWP – fossil | kg CO ₂ e | 2.37E-01 | 1.42E-02 | 7.31E-05 | 4.69E-04 | 8.07E-03 | 3.18E-03 | 2.49E-03 | -1.64E-02 |
| GWP – biogenic | kg CO ₂ e | -1.36E-03 | 0.00E+00 | 1.36E-03 | 0.00E+00 | 0.00E+00 | 0.00E+00 | 0.00E+00 | 0.00E+00 |
| GWP – LULUC | kg CO ₂ e | 1.06E-04 | 6.37E-06 | 9.15E-09 | 4.80E-08 | 3.61E-06 | 3.26E-07 | 5.44E-06 | -1.26E-05 |

1)GWP = Global Warming Potential; EP = Eutrophication potential; POCP = Photochemical ozone formation; ADP = Abiotic depletion potential. 2) EN 15804+A2 disclaimer for Abiotic depletion and Water use and optional indicators except Particulate matter and Ionizing radiation, human health. The results of these environmental impact indicators shall be used with care as the uncertainties on these results are high or as there is limited experienced with the indicator. 3) Required characterisation method and data are in kg P-eq. Multiply by 3,07 to get PO₄e.

BIOGENIC CARBON CONTENT

| Biogenic carbon content | Unit (expressed per declared unit) |
|--|------------------------------------|
| Biogenic carbon content in product | 0 kg |
| Biogenic carbon content in accompanying packaging | 0,001 kg |

NOTE 1 kg biogenic carbon is equivalent to 44/12 kg of CO₂

SCENARIO DOCUMENTATION

MANUFACTURING ENERGY SCENARIO DOCUMENTATION

| Scenario parameter | Value |
|-------------------------------------|---|
| Electricity data source and quality | Electricity production, hydro, reservoir, alpine region. EN15804+A2, Norway, 2024. Ecoinvent 3.10.1 Electricity production, wind, 1-3MW turbine, onshore. EN15804+A2, Sweden, 2024. Ecoinvent 3.10.1 |
| Electricity CO _{2e} / kWh | 0,0072 kg CO _{2e} / kWh |

TRANSPORTATION SCENARIO

| Parameter | Value |
|--|--|
| Fuel type and consumption of vehicle used for transport | Truck: diesel, maximum load capacity 34 t. Specific transport emissions 0,11 kg CO ₂ equiv. / tkm |
| Distance (km) | Average transport distance 132 km |
| Capacity utilization (%) | 100 % for truck |
| Density of transported products (kg/m³) | Density varies depending on the mass and size of the product type |
| Volume capacity utilization factor | 1 |

INSTALLATION OF THE PRODUCT IN THE BUILDING

| Parameter | Unit |
|---|--|
| Ancillary materials for installation (specified by material) | Disposable gloves (not included in the analysis due to insignificant amount) |
| Water use | 0 m ³ |
| Other resource use | 0 kWh (energy use is insignificant) |
| Quantitative description of energy type (regional mix) and consumption during the installation process | |
| Waste materials generated by product installation | Packaging materials per 1 kg of products: Wood pallets 0,0008 kg Shrink hood 0,0012 kg |

END OF LIFE SCENARIO DOCUMENTATION

| | | Clay brick |
|---|--|---|
| Process flow | | Mass |
| Collection process specified by type | kg collected separately | 1,0 kg |
| | kg collected with mixed construction waste | - |
| Recovery system specified by type | kg for reuse | - |
| | kg for recycling | 0,884 kg |
| | kg for energy recovery | - |
| Disposal specified by type | kg material for final deposition | 0,116 kg |
| Assumptions for scenario development | units as appropriate | Waste materials are transported 75 km by truck to recycling facility with a truck capacity utilization of 45% |

REFERENCES

ISO 14025:2010 Environmental labels and declarations – Type III environmental declarations. Principles and procedures.

ISO 14040:2006 Environmental management. Life cycle assessment. Principles and frameworks.

ISO 14044:2006 Environmental management. Life cycle assessment. Requirements and guidelines.

EN 15804:2012+A2:2021 Sustainability in construction works – Environmental product declarations – Core rules for the product category of construction products.

Ecoinvent database v3.10.1, System model: Allocation, cut-off, EN15804 (2024)

The Building Information Foundation RTS (RTS EPD Product Category Rules). Rakennustietosäätiö RTS sr (RTS EPD PCR menetelmäohje 15804:2019, 26.8.2020)

The Finnish RTS EPD programme RTS EPD Guideline, 18.2.2021

Rakennustiedon ilmastaseloste-PCR, 30.5.2025

Emissions database for construction, Finnish Environmental Institute, 2023. Available at: <https://co2data.fi/>

EAA. 2020. European Environment Agency. Available at: https://www.eea.europa.eu/ds_resolveuid/b1460a4479c940859297359644449a49

The Building Information Foundation RTS (RTS GWP Product Category Rules). Rakennustietosäätiö RTS sr (RTS GWP PCR 15804:2019)

ANNEX 1: ENVIRONMENTAL IMPACT DATA: REFERENCE PRODUCT PRODUCED WITH BIOGAS.

The results are based on actual production data from 2023, in a scenario where biogas is used instead of natural gas. When biogas is utilized in the production of the included products, these results are more accurate than those presented on page 10 or in the EPDs.

CORE ENVIRONMENTAL IMPACT INDICATORS – EN 15804+A2, PEF

| Impact category | Unit | A1-A3 | A4 | A5 | C1 | C2 | C3 | C4 | D |
|-----------------------|----------------------|-----------|----------|----------|----------|----------|----------|----------|-----------|
| GWP – total | kg CO ₂ e | 9.49E-02 | 1.42E-02 | 1.44E-03 | 4.69E-04 | 8.08E-03 | 3.18E-03 | 2.50E-03 | -1.64E-02 |
| GWP – fossil | kg CO ₂ e | 9.62E-02 | 1.42E-02 | 7.31E-05 | 4.69E-04 | 8.07E-03 | 3.18E-03 | 2.49E-03 | -1.64E-02 |
| GWP – biogenic | kg CO ₂ e | -1.36E-03 | 0.00E+00 | 1.36E-03 | 0.00E+00 | 0.00E+00 | 0.00E+00 | 0.00E+00 | 0.00E+00 |
| GWP – LULUC | kg CO ₂ e | 1.01E-04 | 6.37E-06 | 9.15E-09 | 4.80E-08 | 3.61E-06 | 3.26E-07 | 5.44E-06 | -1.26E-05 |

1)GWP = Global Warming Potential; EP = Eutrophication potential; POCP = Photochemical ozone formation; ADP = Abiotic depletion potential. 2) EN 15804+A2 disclaimer for Abiotic depletion and Water use and optional indicators except Particulate matter and Ionizing radiation, human health. The results of these environmental impact indicators shall be used with care as the uncertainties on these results are high or as there is limited experience with the indicator. 3) Required characterisation method and data are in kg P-eq. Multiply by 3,07 to get PO₄e.

BIOGENIC CARBON CONTENT

| Biogenic carbon content | Unit (expressed per declared unit) |
|--|------------------------------------|
| Biogenic carbon content in product | 0 kg |
| Biogenic carbon content in accompanying packaging | 0,001 kg |

NOTE 1 kg biogenic carbon is equivalent to 44/12 kg of CO₂

ANNEX 2: PRODUCTS WITHIN THE PRODUCT GROUP B1

| | Product code | GTIN-code | Brick size | Unit weight [kg] | Scaling factor |
|-----------------------------------|--------------|---------------|------------|---------------------|----------------|
| Kuura Retro | 23113161 | 6419140129207 | 285x135x60 | 2.9 | 2.9 |
| | 23113181 | 6419140130807 | 285x135x75 | 3.6 | 3.6 |
| | 23123111 | 6419140130548 | 285x85x60 | 2.0 | 2 |
| | 23213111 | 6419140129108 | 285x45x60 | 1.3 | 1.3 |
| | 23213181 | 6419140130760 | 285x75x45 | 1.6 | 1.6 |
| | 23233131 | 6419140129122 | 285L135x60 | 0.9 | 0.9 |
| | 23233161 | 6419140129283 | 285x60L135 | 2.4 | 2.4 |
| Pellava Retro | 23113241 | 6419140001916 | 285x85x75 | 2.4 | 2.4 |
| | 23113261 | 6419140122543 | 285x135x60 | 2.9 | 2.9 |
| | 23113281 | 6419140130821 | 285x135x75 | 4.0 | 4 |
| | 23123211 | 6419140126862 | 285x85x60 | 2.0 | 2 |
| | 23213211 | 6419140122642 | 285x45x60 | 1.3 | 1.3 |
| | 23233231 | 6419140128507 | 285L135x60 | 1.0 | 1 |
| | 23233261 | 6419140128101 | 285x60L135 | 2.4 | 2.4 |
| Grafiitinmusta Retro | 23110841 | 6419140132962 | 285x85x75 | 2.6 | 2.6 |
| | 23110861 | 6419140122444 | 285x135x60 | 3.1 | 3.1 |
| | 23110881 | 6419140130906 | 285x135x75 | 3.8 | 3.8 |
| | 23210811 | 6419140122628 | 285x45x60 | 1.4 | 1.4 |
| | 23210881 | 6419140131606 | 285x45x75 | 1.6 | 1.6 |
| | 23230821 | 6419140130944 | 285L85x60 | 0.9 | 0.9 |
| | 23230831 | 6419140128668 | 285L135x60 | 1.1 | 1.1 |
| | 23230851 | 6419140131583 | 285L135x75 | 1.3 | 1.3 |
| | 23230861 | 6419140131866 | 285x60L135 | 2.4 | 2.4 |
| | 23230871 | 6419140002876 | 285x75L135 | 2.6 | 2.6 |
| Terva Retro | 23116061 | 6419140002319 | 285x135x60 | 3.2 | 3.2 |
| | 23116081 | 6419140132108 | 285x135x75 | 4.0 | 4 |
| | 23126011 | 6419140004757 | 285x85x60 | 2.1 | 2.1 |
| | 23216081 | 6419140132221 | 285x45x75 | 1.6 | 1.6 |
| | 23236051 | 6419140132306 | 285L135x75 | 1.4 | 1.4 |
| | 23236071 | 6419140132283 | 285x75L135 | 3.0 | 3 |
| Graniitti Makasiini | 23116264 | 6419140125940 | 285x135x60 | 3.2 | 3.2 |
| | 23126214 | 6419140129368 | 285x85x60 | 2.1 | 2.1 |
| | 23216214 | 6419140126947 | 285x45x60 | 1.3 | 1.3 |
| | 23236224 | 6419140130524 | 285L85x60 | 0.8 | 0.8 |
| | 23236234 | 6419140127524 | 285L135x60 | 1.1 | 1.1 |
| | 23236264 | 6419140127784 | 285x60L135 | 2.5 | 2.5 |
| Graniitinkirjava Makasiini | 23116364 | 6419140125964 | 285x135x60 | 3.2 | 3.2 |
| | 23116314 | 6419140125902 | 285x85x60 | 2.1 | 2.1 |
| | 23216314 | 6419140126367 | 285x45x60 | 1.3 | 1.3 |
| | 23236334 | 6419140128224 | 285L135x60 | 1.1 | 1.1 |

| | | | | | |
|--------------------------------|----------|---------------|---------------|-----|-----|
| | 23236364 | 6419140128088 | 285x60L135 | 2.5 | 2.5 |
| Tervankirjava Makasiini | 23116164 | 6419140125926 | 285x135x60 | 3.2 | 3.2 |
| | 23126114 | 6419140129382 | 285x85x60 | 2.1 | 2.1 |
| | 23216114 | 6419140126824 | 285x45x60 | 1.3 | 1.3 |
| | 23236134 | 6419140128460 | 285L135x60 | 1.1 | 1.1 |
| | 23236164 | 6419140128064 | 285x60L135 | 2.5 | 2.5 |
| Hiilenkirjava Makasiini | 23115864 | 6419140000995 | 285x135x60 | 3.2 | 3.2 |
| | 23125814 | 6419140000971 | 285x85x60 | 2.1 | 2.1 |
| | 23215814 | 6419140002494 | 285x45x60 | 1.3 | 1.3 |
| Utu Vuolu | 23113565 | 6419140127920 | 285x135x60 | 3.0 | 3 |
| | 23123515 | 6419140131545 | 285x85x60 | 2.0 | 2 |
| | 23213515 | 6419140130289 | 285x45x60 | 1.3 | 1.3 |
| | 23233525 | 6419140000155 | 285L85x60 | 0.7 | 0.7 |
| | 23233535 | 6419140130388 | 285L135x60 | 1.0 | 1 |
| | 23233565 | 6419140130425 | 285x60L135 | 2.4 | 2.4 |
| | 23233595 | 6419140000230 | 285x60L85 | 1.5 | 1.5 |
| Sumu Vuolu | 23114265 | 6419140132887 | 285x135x60 | 3.0 | 3 |
| | 23124215 | 6419140001398 | 285x85x60 | 2.0 | 2 |
| | 23214215 | 6419140001510 | 285x45x60 | 1.3 | 1.3 |
| | 23234235 | 6419140001534 | 285L135x60 | 1.0 | 1 |
| | 23234265 | 6419140132924 | 285L135x60 | 2.4 | 2.4 |
| Kajo Vuolu | 23113665 | 6419140129481 | 285x135x60 | 2.9 | 2.9 |
| | 23123615 | 6419140131569 | 285x85x60 | 2.0 | 2 |
| | 23213615 | 6419140130326 | 285x45x60 | 1.3 | 1.3 |
| | 23233635 | 6419140130401 | 285L135x60 | 1.0 | 1 |
| | 23233665 | 6419140130449 | 285x60L135 | 2.4 | 2.4 |
| Viima Vuolu | 23116465 | 6419140005747 | 285x135x60 | 3.2 | 3.2 |
| | 23126415 | 6419140005785 | 285x85x60 | 2.1 | 2.1 |
| | 23216145 | 6419140005761 | 285x45x60 | 1.3 | 1.3 |
| Kuura sileä | 23113160 | 6419140108110 | 285x135x60 | 2.9 | 2.9 |
| | 23113189 | 6419140125629 | 285x135x75 | 3.6 | 3.6 |
| | 23123110 | 6419140131521 | 285x85x60 | 2.0 | 2 |
| | 23113190 | 6419140125322 | 285x85x75 | 2.4 | 2.4 |
| | 23113130 | 6419140102767 | 250x120x60 | 2.6 | 2.6 |
| Graniitinkirjava Kare | 23236392 | 6419140133303 | 285x60x20 | 0.6 | 0.6 |
| | 23236398 | 6419140003590 | 285x75x20 | 0.8 | 0.8 |
| | 23236352 | 6419140003637 | 285/135*75*25 | 1.4 | 1.4 |
| Tervankirjava Kare | 23236182 | 6419140005013 | 285x85x20 | 0.9 | 0.9 |
| | 23236192 | 6419140004290 | 285x60x20 | 0.7 | 0.7 |
| | 23236132 | 6419140005358 | 285/135*60*25 | 1.1 | 1.1 |
| | 23236187 | 6419140005037 | 285/85*85*25 | 1.2 | 1.2 |
| Pellava Kare | 23233282 | 6419140132689 | 285x85x20 | 0.9 | 0.9 |
| | 23233292 | 6419140003613 | 285x60x20 | 0.6 | 0.6 |
| | 23233293 | 6419140004610 | 285x75x20 | 0.8 | 0.8 |

| | | | | | |
|--------|----------|---------------|---------------|-----|-----|
| | 23233222 | 6419140005464 | 285/85*60*25 | 0.7 | 0.7 |
| | 23233232 | 6419140003057 | 285/135*60*25 | 1.0 | 1 |
| | 23233252 | 6419140003651 | 285/135*75*25 | 1.3 | 1.3 |
| | 23233262 | 6419140003071 | 285*60/135*25 | 2.2 | 2.2 |
| | 23233283 | 6419140004696 | 285/135*85*25 | 1.3 | 1.3 |
| | 23233286 | 6419140003996 | 285/85*85*25 | 1.1 | 1.1 |
| | 23233288 | 6419140004030 | 285*85/85*25 | 1.9 | 1.9 |
| | 23233296 | 6419140133747 | 285*60/85*25 | 1.5 | 1.5 |
| Kaakao | 23111040 | 6419140125209 | 285*85*75 | 2.7 | 2.7 |
| | 23111041 | 6419140130241 | 285*85*75 | 2.7 | 2.7 |
| | 23111042 | 6419140126749 | 285*85*75 | 2.7 | 2.7 |
| | 23111060 | 6419140002135 | 285*135*60 | 3.2 | 3.2 |
| | 23111061 | 6419140122109 | 285*135*60 | 3.2 | 3.2 |
| | 23111062 | 6419140130982 | 285*135*60 | 3.2 | 3.2 |
| | 23111080 | 6419140129689 | 285*135*75 | 4.0 | 4 |
| | 23111081 | 6419140130784 | 285*135*75 | 4.0 | 4 |
| | 23111082 | 6419140125506 | 285*135*75 | 4.0 | 4 |
| | 23121011 | 6419140129443 | 285*85*60 | 2.2 | 2.2 |
| | 23211010 | 6419140002050 | 285x60x45 | 1.4 | 1.4 |
| | 23211011 | 6419140122581 | 285x60x45 | 1.4 | 1.4 |
| | 23211012 | 6419140130968 | 285x60x45 | 1.4 | 1.4 |
| | 23211022 | 6419140126404 | 285x75x45 | 1.8 | 1.8 |
| | 23211080 | 6419140000292 | 285x75x45 | 1.8 | 1.8 |
| | 23211081 | 6419140127401 | 285x75x45 | 1.8 | 1.8 |
| | 23221061 | 6419140128149 | 285*135*60 | 4.7 | 4.7 |
| | 23221062 | 6419140131026 | 285*135*60 | 4.7 | 4.7 |
| | 23221070 | 6419140000315 | 285*135*75 | 6.0 | 6 |
| | 23221071 | 6419140002814 | 285*135*75 | 6.0 | 6 |
| | 23231000 | 6419140002074 | 285x60x20 | 0.7 | 0.7 |
| | 23231001 | 6419140128286 | 285x60x20 | 0.7 | 0.7 |
| | 23231010 | 6419140000377 | 285x75x20 | 0.8 | 0.8 |
| | 23231011 | 6419140132580 | 285x75x20 | 0.8 | 0.8 |
| | 23231018 | 6419140130685 | 285*135*75 | 4.6 | 4.6 |
| | 23231021 | 6419140128002 | 285/85*60*25 | 0.7 | 0.7 |
| | 23231031 | 6419140128484 | 285/135*60*25 | 1.2 | 1.2 |
| | 23231032 | 6419140131002 | 285/135*60*25 | 1.2 | 1.2 |
| | 23231042 | 6419140133228 | 285/85*75*25 | 1.0 | 1 |
| | 23231050 | 6419140000353 | 285/135*75*25 | 1.4 | 1.4 |
| | 23231051 | 6419140131248 | 285/135*75*25 | 1.4 | 1.4 |
| | 23231052 | 6419140001138 | 285/135*75*25 | 1.5 | 1.5 |
| | 23231061 | 6419140128187 | 285*60/135*25 | 2.5 | 2.5 |
| | 23231062 | 6419140131040 | 285*60/135*25 | 2.5 | 2.5 |
| | 23231070 | 6419140000339 | 285*75/135*25 | 2.6 | 2.6 |
| | 23231071 | 6419140002951 | 285*75/135*25 | 2.6 | 2.6 |

| | | | | |
|----------|---------------|-----------|-----|-----|
| 23231082 | 6419140005945 | 285x85x20 | 0.9 | 0.9 |
| 23231092 | 6419140131125 | 285x60x20 | 0.7 | 0.7 |
| 23231096 | 6419140132740 | 285x75x20 | 0.8 | 0.8 |